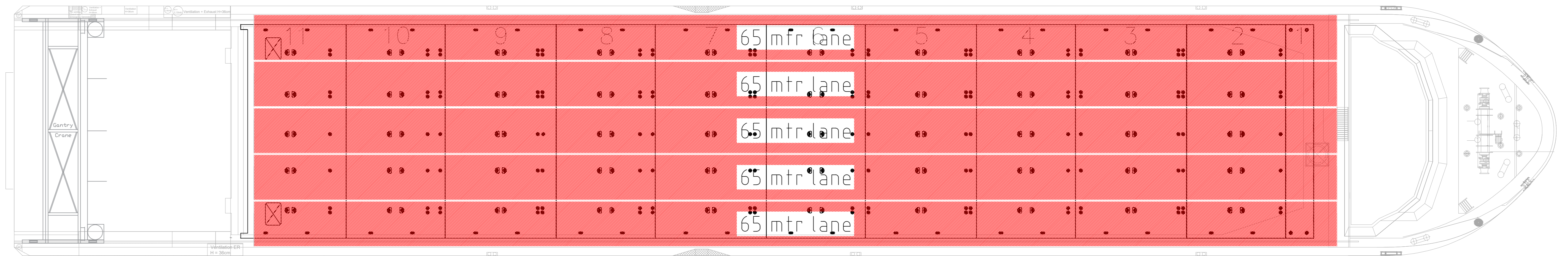
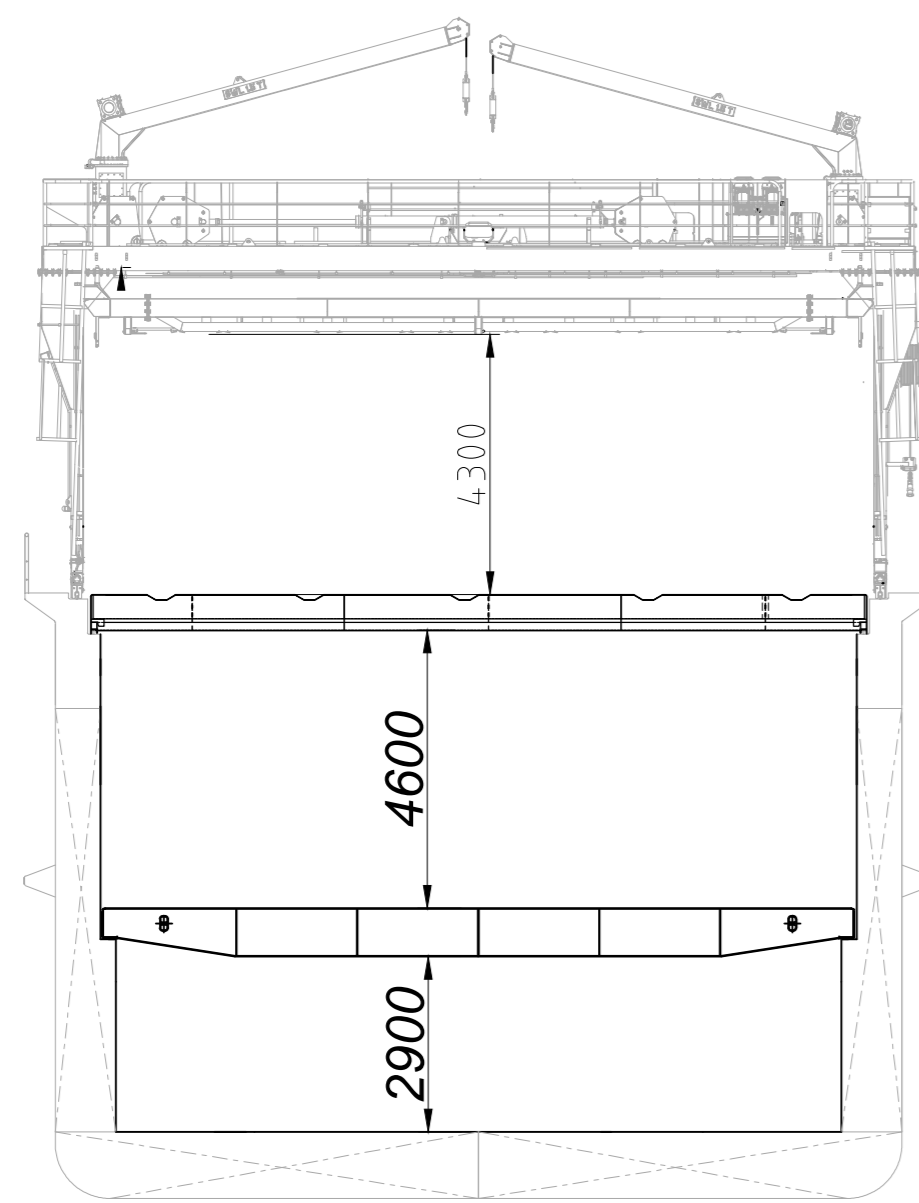

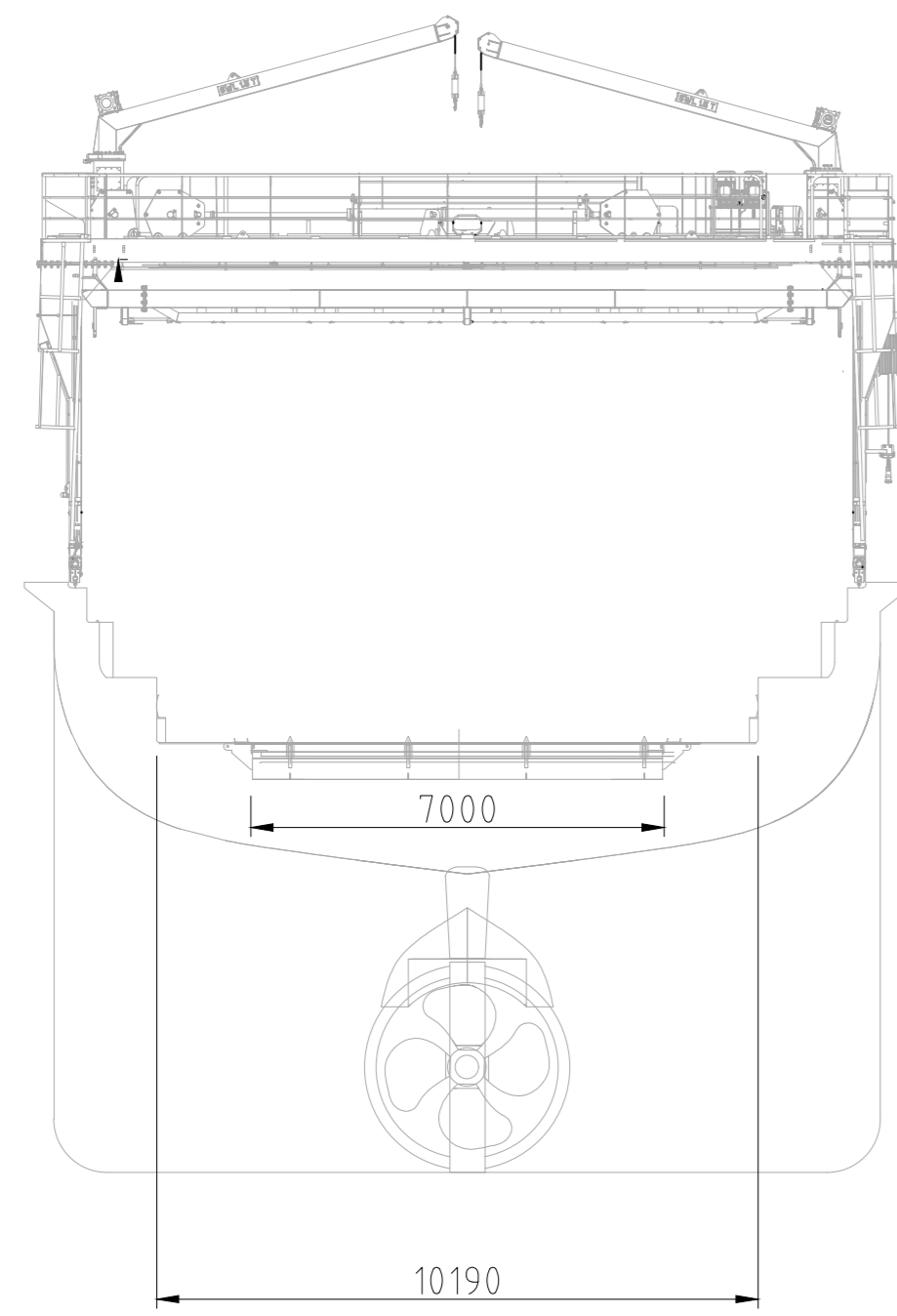
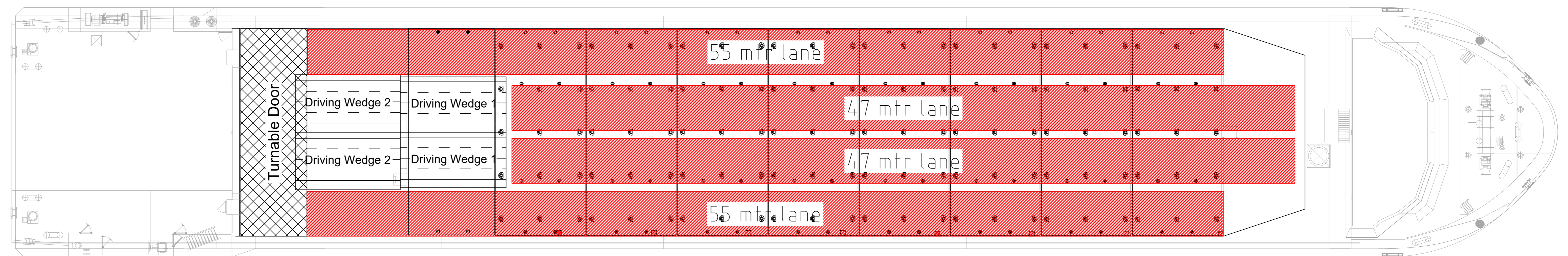


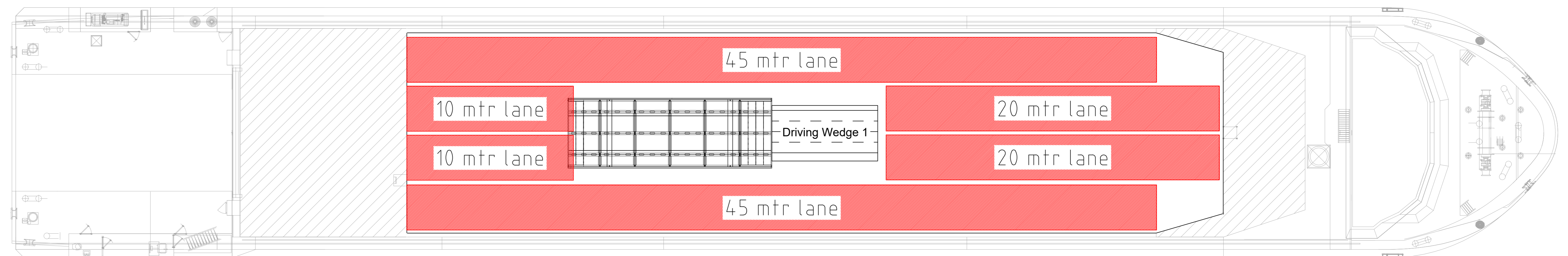
Length meters  
 Based on 2.7 mtrs width  
 Deck: 325 + Tweendeck: 204 + Lowerhold 150  
 Total: 679 meters



Total 325 mtr x 2.7 mtr





Total 204 mtr x 2.7 mtr



Total 150 mtr x 2.7 mtr

MAIN PARTICULARS	
Length over all	92.90 (m)
Length between perpendiculars	84.99 (m)
Breadth moulded	14.00 (m)
Depth Platformdeck	10.00 (m)
Draft (loaded)	5.00 (m)
Draft Open Top	4.50 (m)
Length of spudpole	14.50 (m)
CAPACITIES	
Hold	abt. 227642 (cbm)
Oil	abt. 6276 (m³)
Gas Oil	abt. 230 (m³)
Freshwater	abt. 90 (m³)
Ballastwater	abt. 1995 (m³)
Tonnage	2994 (GRT)
MAXIMUM LOADS	
Tanktop	15 (MT/m²)
Tweendecks	5 (MT/m²)
Tweendecks supported by pillar	8 (MT/m²)
Hatchcovers	35 (MT/m²)
RORO CAPACITY	
Length of ramp	6.00 (m)
Width of ramp	7.00 (m)
Max. Axle load ramp/tweendecks	2x 40 (MT)

Ships name:		Voyage nr:		Projectnumber:		Sheetnumber:		DRAWN UP FOR THE BENEFIT OF THE CARGO INTERESTS AND/OR CHARTERER FOR THEIR RISK AND RESPONSIBILITY AND SUBJECT TO THE TERMS AND CONDITIONS OF THE CPA.	 
Date:		Scale:	1:125	Loading ports:					
Revision nr and date:		Units:	mm	Discharging ports:					